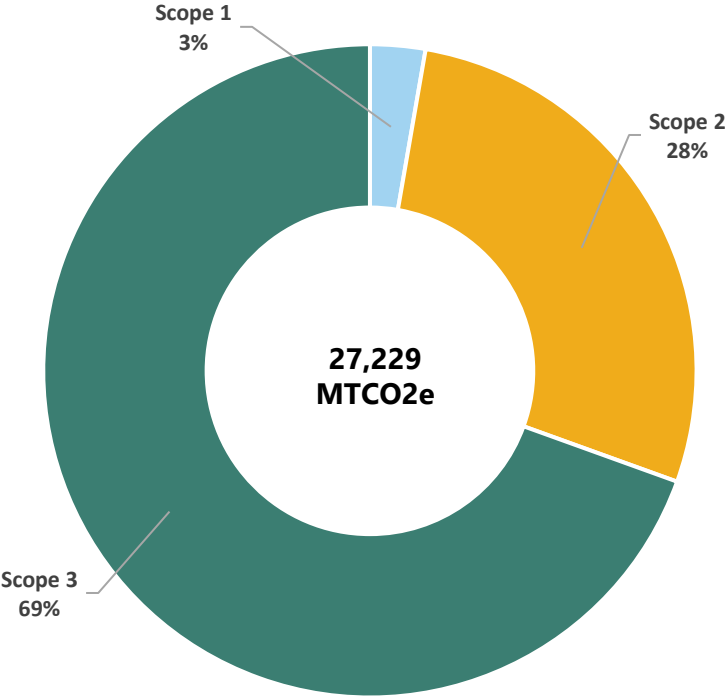


FY25 GHG Inventory Results

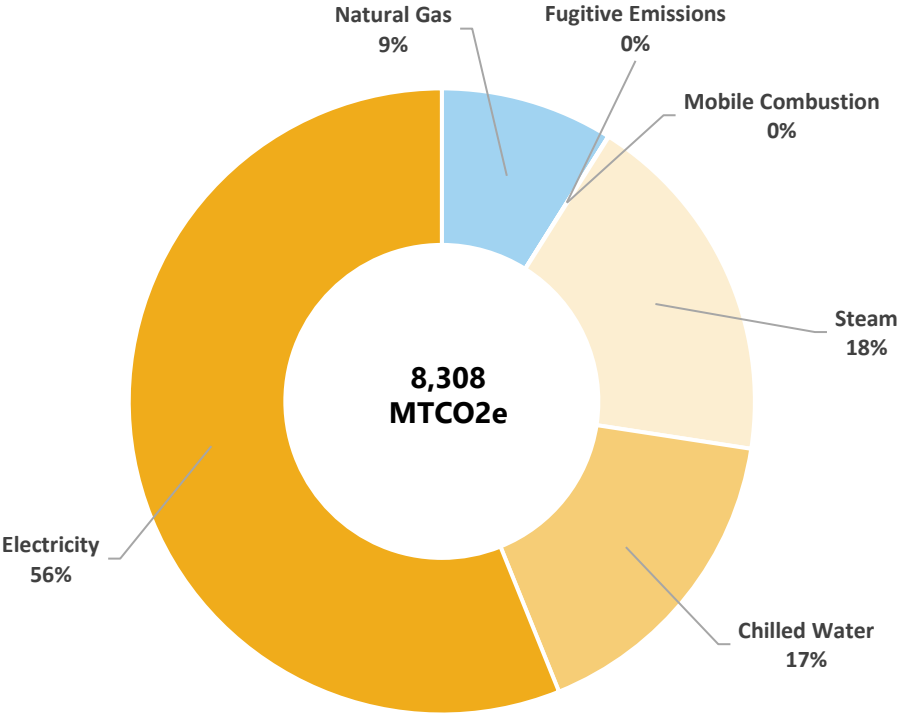
Total Scope 1, 2, & 3 Emissions



Scope	FY 2025 (MTCO2e)	% of total
Scope 1	744	3%
Scope 2	7,564	28%
Scope 3	18,921	69%

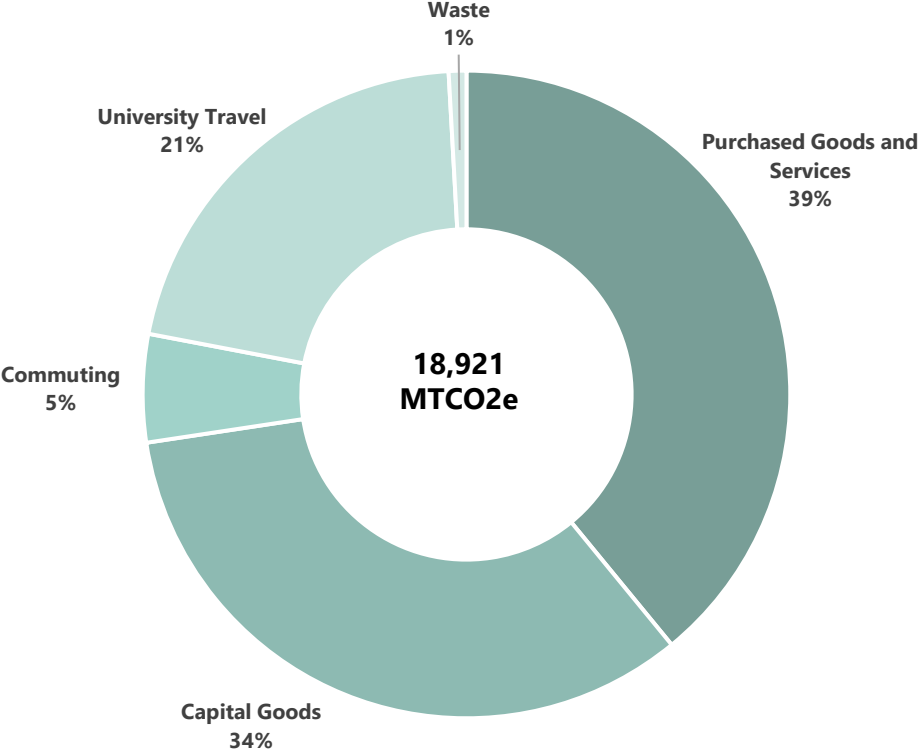
Scope 1 & 2 | Category Breakdown

FY25



Scope	GHG Category	FY 2025 (MTCO2e)	% of total
Scope 1	Natural Gas	742	9%
	Fugitive Emissions	0	0%
	Mobile Combustion	2	.02%
Scope 2	Steam	1,534	18%
	Chilled Water	1,369	17%
	Electricity	4,661	56%

Scope 3 | Category Breakdown



GHG Category	FY 2025 (MTCO2e)	% of total
Purchased Goods and Services	7,393	39%
Employee Commuting	1,019	5%
Waste Generated in Operations	167	1%
University Travel	3,995	21%
Capital Goods	6,347	34%